



MSU DRI App Installation

Instructions for iPhone:

1. Open Safari browser and type <https://webapps.msucare.com/dri> into the address bar.




2. To add this app to your iPhone home screen, tap the Options menu icon.



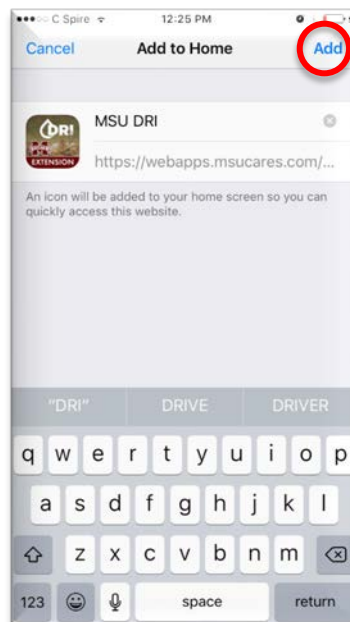
Tap here



3. Tap the **Add to Home Screen** option. This list will slide horizontally with a gentle swipe towards the left. You may have to swipe left to see the Add to Home Screen option.



4. A box will appear asking you to add the app to your home screen. Tap **Add**.




5. To access the webapp, tap DRI icon from your home screen.



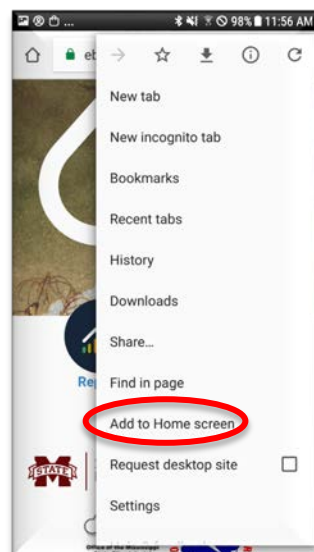


Instructions for Android Phone:

1. Open up your internet browser on your Android and type <https://webapps.msucare.com/dri> in the address bar.
2. To add this app to your Android home screen, tap the Menu icon (3 horizontal dots on the top, right of the screen).



3. Tap the **Add to Home screen**.





3. A box will appear asking you to add the app to your home screen. Tap **Add**.
4. To access the webapp, go to your home screen and click on the DRI icon.

